

Lenses for image circle 22 mm

Xenoplan 2.0/35-0903

These high-resolution, high-speed lenses are optimized for the use of 4 and 8 megapixel 1.3" sensors with micro-lenses on the sensor surface. The image circles are very large for C-Mount lenses. With a 1.3" sensor, the relatively short focal lengths allow a large coverage range at a short working distance. The lenses are also broadband coated and can be used in the visible range 400 – 700 nm or the near infrared range 700 – 1000 nm.



Xenoplan 2.0/35-0903

Key Features

- High-resolution optics
- Highest optical imaging performance even with smallest pixel sizes
- Broadband coating (400 - 1000 nm)
- Compact and low weight
- Vibration insensitivity for stable imaging performance
- Focus and iris setting lockable

Applications

- Machine Vision and other imaging applications
- 3D measurement
- Traffic
- Medical
- Robot vision
- Food processing

Technical Specifications

F-number	2.0 - 16
Focal length	35.1 mm
Image circle	22 mm
Transmission	400 - 1000 nm
Interface	C-Mount
Weight	90 g
Filter Thread	M30.5 x 0.5
Code no.	1075451

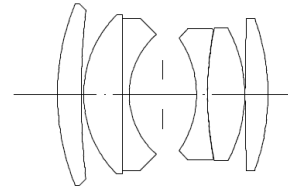
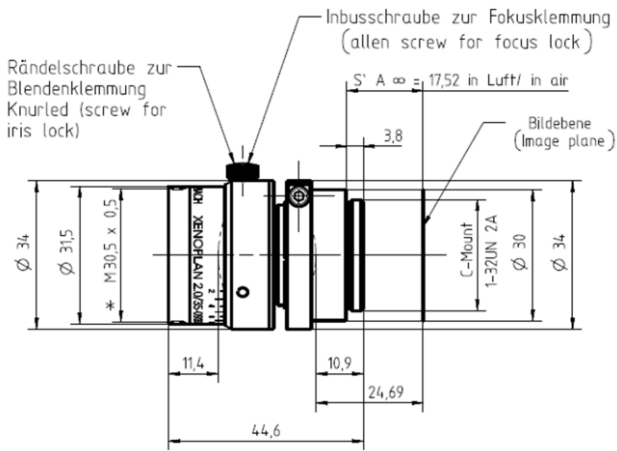
Contact

Jos. Schneider Optische Werke GmbH
 Ringstraße 132
 55543 Bad Kreuznach
 Germany
 Phone +49 671 601-205
 Fax +49 671 601-81-205
www.schneiderkreuznach.com/industrialoptics
industrie@schneiderkreuznach.com

Schneider Asia Pacific Ltd.
 20/F Central Tower, 28 Queen's Road
 Central, Hong Kong
 China
 Phone +852 8302 0301
 Fax +852 8302 4722
www.schneider-asiapacific.com
info@schneider-asiapacific.com

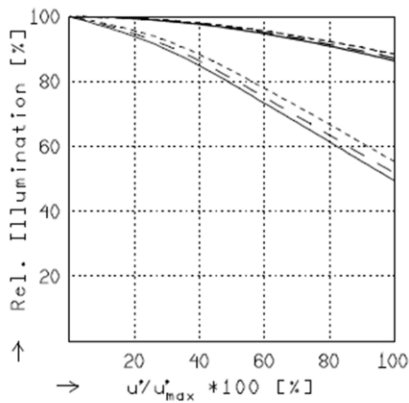
Schneider Optics Inc.
 285 Oser Ave.
 Hauppauge, NY 11788
 USA
 Phone +1 631 761-5000
 Fax +1 631 761-5090
www.schneideroptics.com/industrial
industrial@schneideroptics.com

Xenoplan 2.0/35-0903



XNP 2.0/35

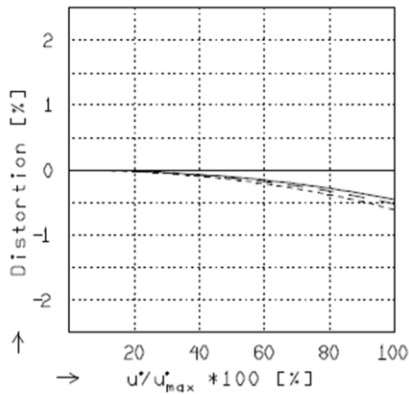
$f' = 35.0 \text{ mm}$	$\beta'_p = 1.094$
$s_F = -19.5 \text{ mm}$	$s_{EP} = 12.5 \text{ mm}$
$s_{F'} = 24.8 \text{ mm}$	$s_{A'P} = -13.4 \text{ mm}$
$HH' = -3.5 \text{ mm}$	$\Sigma d = 22.1 \text{ mm}$



RELATIVE ILLUMINATION

The relative illumination is shown for the given focal distances or magnifications.

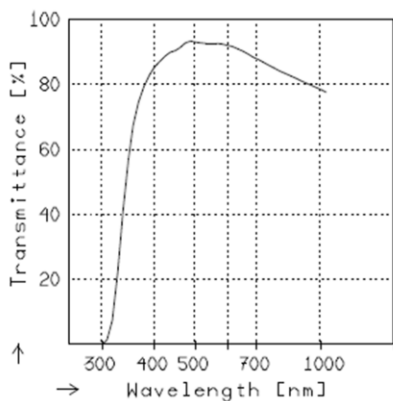
	$f / 2.0$	$f / 4.0$	$f / 8.0$
— $\beta' = -0.0200$	$u'_{max} = 11.0$	$00' = 1816.$	
- - $\beta' = -0.0500$	$u'_{max} = 10.9$	$00' = 768.$	
---- $\beta' = -0.1000$	$u'_{max} = 10.9$	$00' = 420.$	



DISTORTION

Distortion is shown for the given focal distances or magnifications. Positive values indicate pincushion distortion and negative values barrel distortion.

— $\beta' = -0.0200$	$u'_{max} = 10.9$	$00' = 1816.$
- - $\beta' = -0.0500$	$u'_{max} = 10.9$	$00' = 768.$
---- $\beta' = -0.1000$	$u'_{max} = 10.9$	$00' = 420.$



TRANSMITTANCE

Relative spectral transmittance is shown with reference to wavelength.

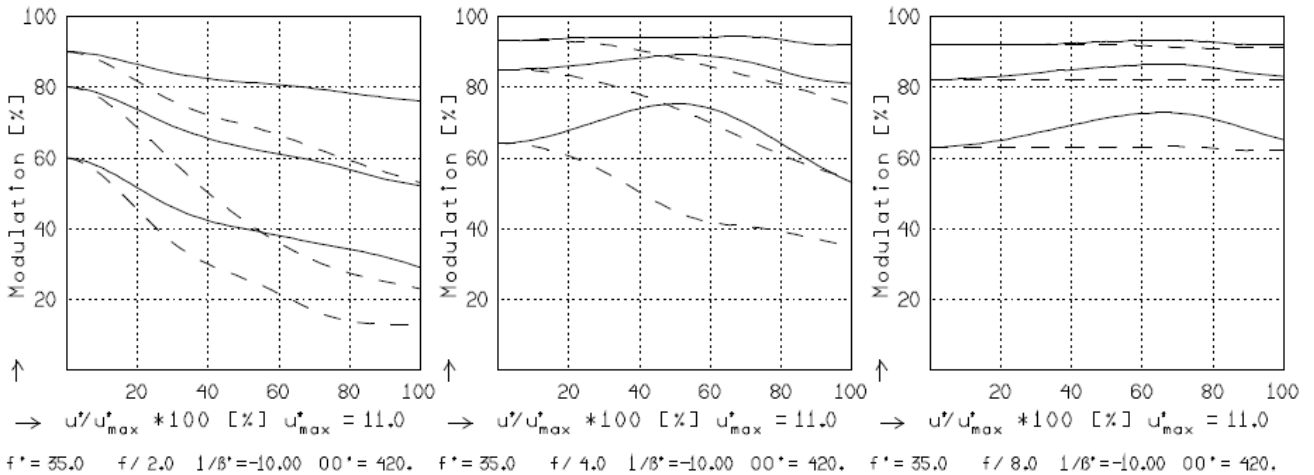
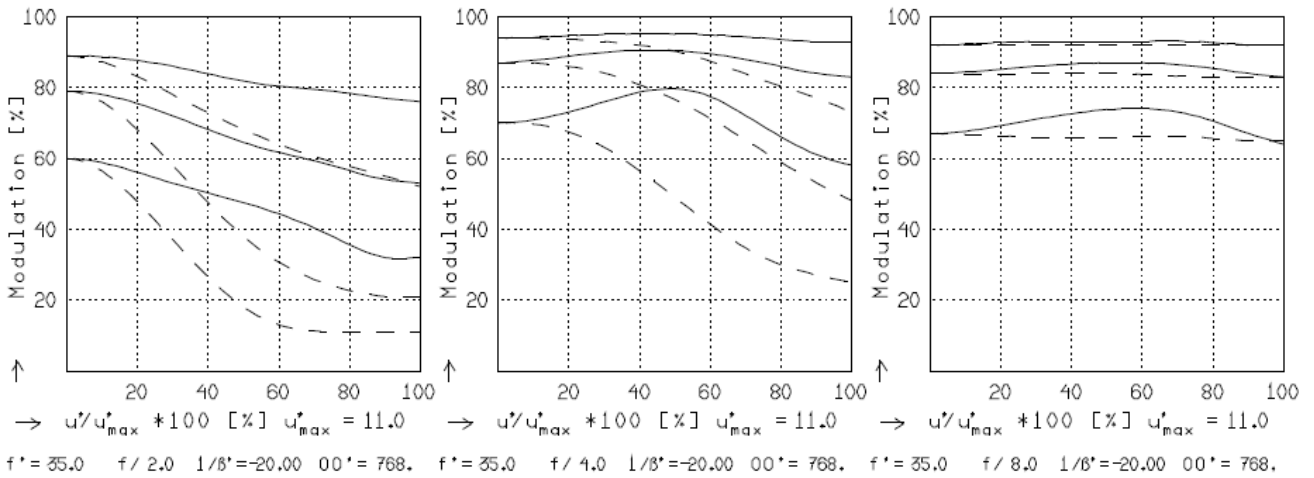
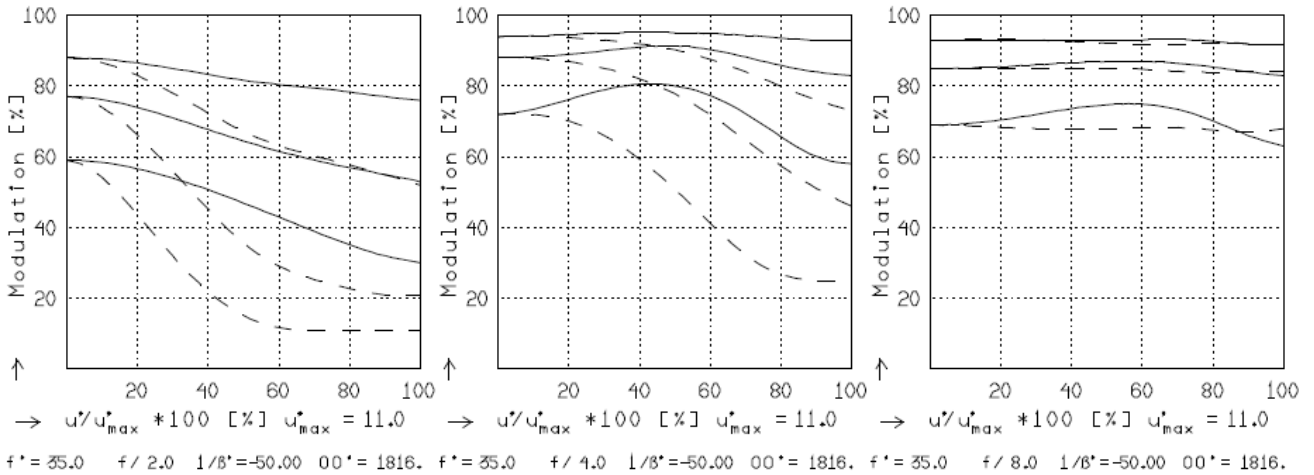
Xenoplan 2.0/35-0903

XNP 2.0/35

MODULATION with reference to the relative image height

Wavelength λ	[nm]	546	655	605	505	455	405
Spectral weighting	[%]	19.6	23.7	22.2	15.7	12.1	6.7
Spatial frequency R	[1/mm]	10	20	40			
Format	[mm X mm]	0.0	22.0				
Diagonal $2u^*$	[mm]	22.0					

radial —
tangential - -



Focusing : MTF_{max} at $f / 2.0$, $R = 40$ 1/mm, $u'/u'_{max} = 0$